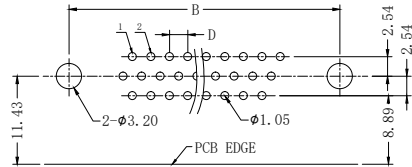
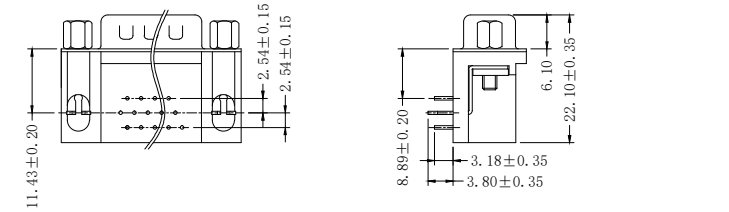
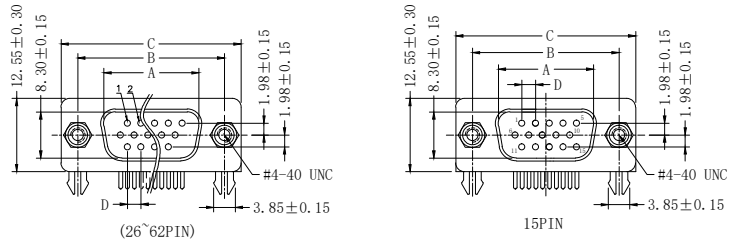
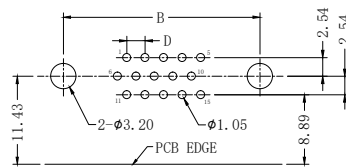


版次	变更内容	审核	日期

### 15, 26, 44, 62 Positions



P.C BOARD LAYOUT (26~62PIN)  
GENERAL TOLERANCE: ±0.05



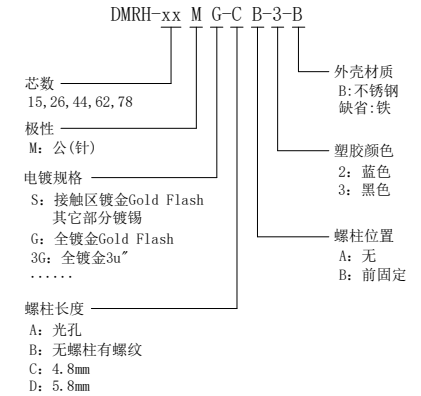
P.C BOARD LAYOUT (15PIN)  
GENERAL TOLERANCE: ±0.05

#### 材料 (MATERIALS):

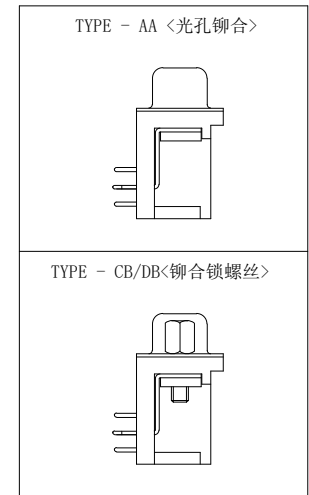
端子 (Contacts): 黄铜 (Brass)  
 端子电镀 (Contact plating): 详见料号说明 (See number description)  
 绝缘体 (Insulator): PBT+G, F, UL94V-0  
 外壳 (Shell): 铁材 或 不锈钢 (Steel or Stainless steel)

#### 电气说明 (ELECTRICAL SPECIFICATION):

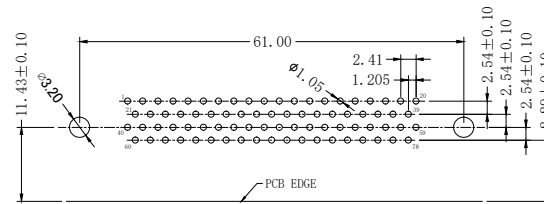
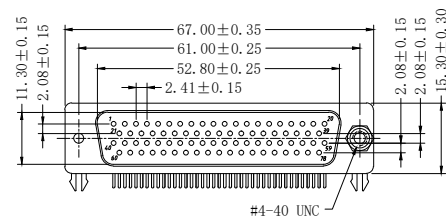
额定电流 (Current Rating): 3 Amperes  
 额定电压 (Dielectric Withstanding Voltage): AC 1000/60ses. r. m. s.  
 绝缘电阻 (Insulation Resistance): 1000 MΩ Min. at DC 500V  
 接触电阻 (Contact Resistance): 25 mΩ Max.  
 使用温度 (Operating Temperature): -20°C~+105°C



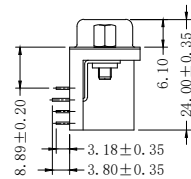
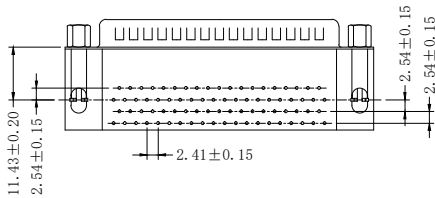
NUMBER OF CONTACTS	A	B	C	D
	±0.25	±0.25	±0.35	±0.15
15	16.90	25.00	30.80	2.29
26	25.25	33.30	39.20	2.29
44	39.00	47.05	53.05	2.29
62	55.40	63.50	69.40	2.41



### 78 Positions



P.C BOARD LAYOUT (78PIN)  
GENERAL TOLERANCE: ±0.05



公差:	版次:	A	上海宗进电子科技有限公司 Shanghai Zong Jin Electron Technology Co.LTD		
. X ±0.35	比例:		型号: DMRH-xxMX-XX-X-X	签名	日期
. XX ±0.25	单位:	mm	描述: D型连接器	绘图:	
. XXX ±2°	页码:	1/1	图号:	确认:	
LNLB				审核:	